


Staff Survey Results

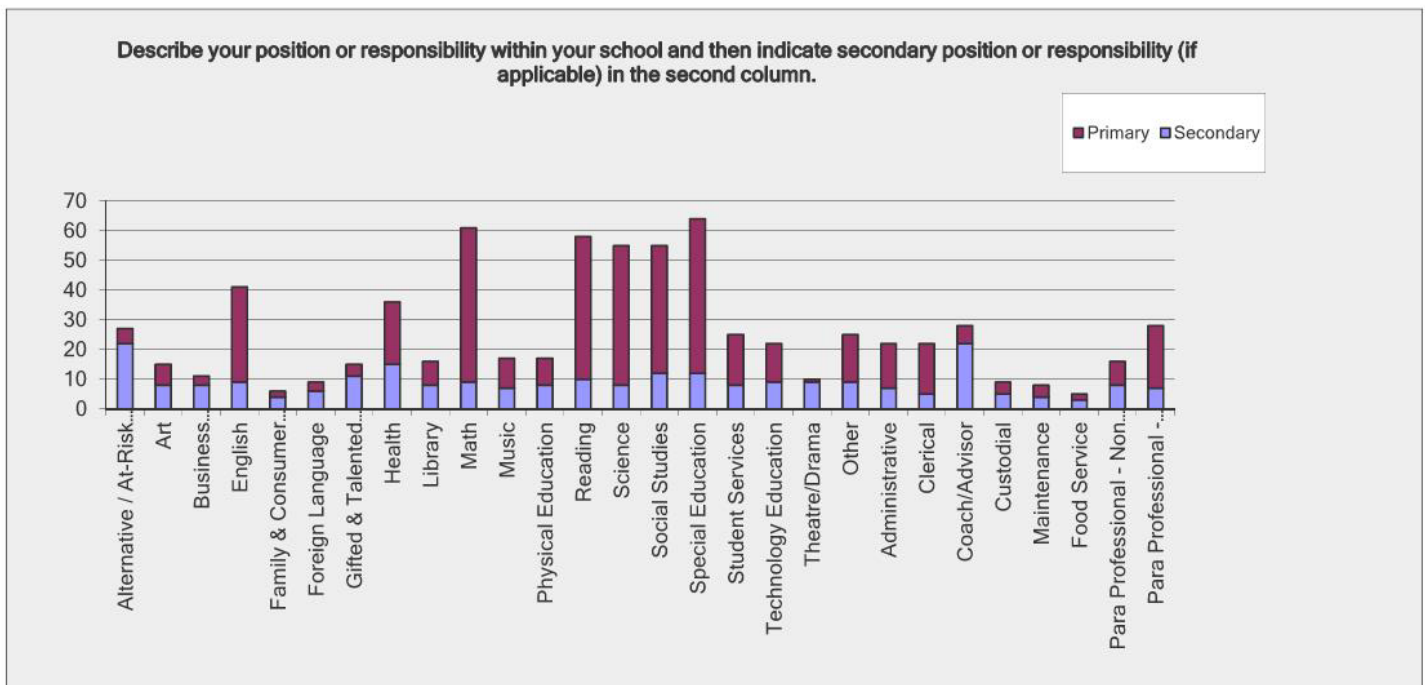


•Staff asked to respond to 14 questions online:

1. Name
2. Position
3. School Building (Where you spend the majority of your time)
4. Room Number
5. Describe your position or responsibility within the school.
6. Rank the following (overall spatial qualities) in your primary space.
7. Identify any special fixed equipment needs specific to your primary area.
8. Do you need to be near other areas to operate efficiently (primary)?
9. Do you need to be near other areas to operate efficiently (secondary)?
10. Rank the indoor amenities of your building.
11. Rank the outdoor amenities of your building.
12. Do you utilize other District facilities other than your primary building?
13. Do you anticipate the need for any new programs or classes?
14. Please comment on any other perceived space deficiency.

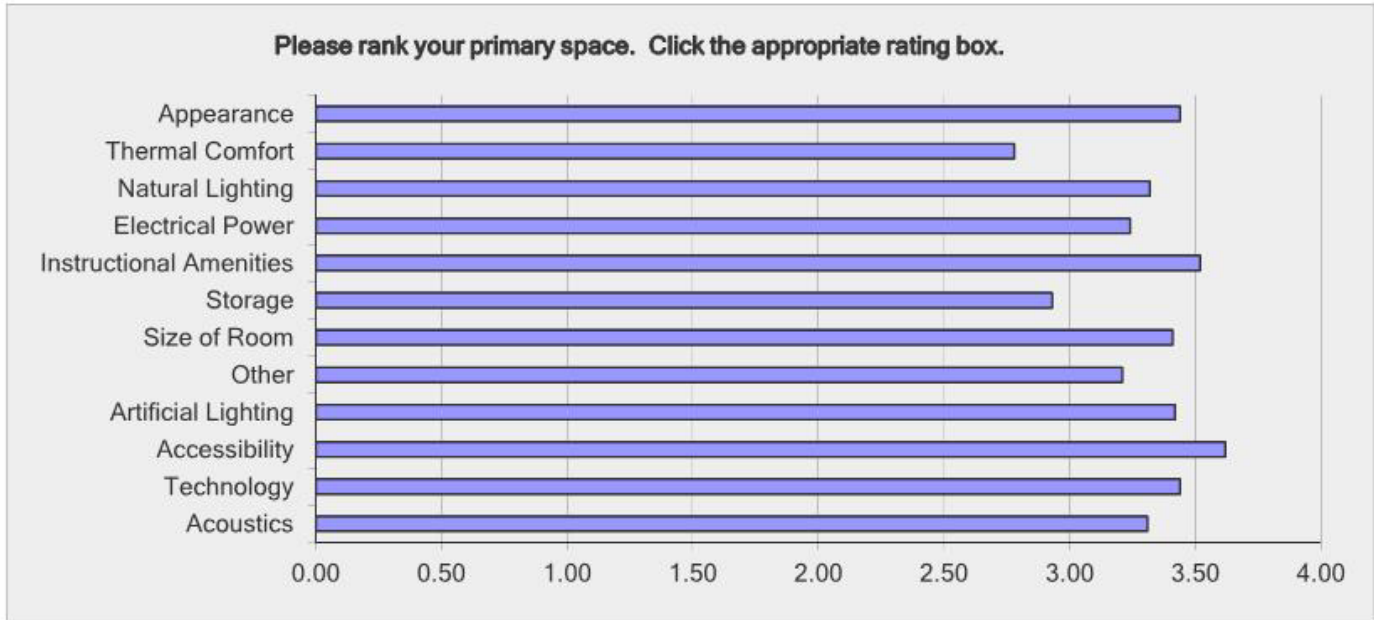
5. Describe your position or responsibility within your school and then indicate secondary position or responsibility (if applicable) in the second column.

Answer Options	Primary	Secondary	Response Count
Alternative / At-Risk Education	5	22	27
Art	7	8	15
Business Education/Computer	3	8	11
English	32	9	41
Family & Consumer Education	2	4	6
Foreign Language	3	6	9
Gifted & Talented Education	4	11	15
Health	21	15	36
Library	8	8	16
Math	52	9	61
Music	10	7	17
Physical Education	9	8	17
Reading	48	10	58
Science	47	8	55
Social Studies	43	12	55
Special Education	52	12	64
Student Services	17	8	25
Technology Education	13	9	22
Theatre/Drama	1	9	10
Other	16	9	25
Administrative	15	7	22
Clerical	17	5	22
Coach/Advisor	6	22	28
Custodial	4	5	9
Maintenance	4	4	8
Food Service	2	3	5
Para Professional - Non Special Ed.	8	8	16
Para Professional - Special Ed.	21	7	28
	<i>answered question</i>		265
	<i>skipped question</i>		7



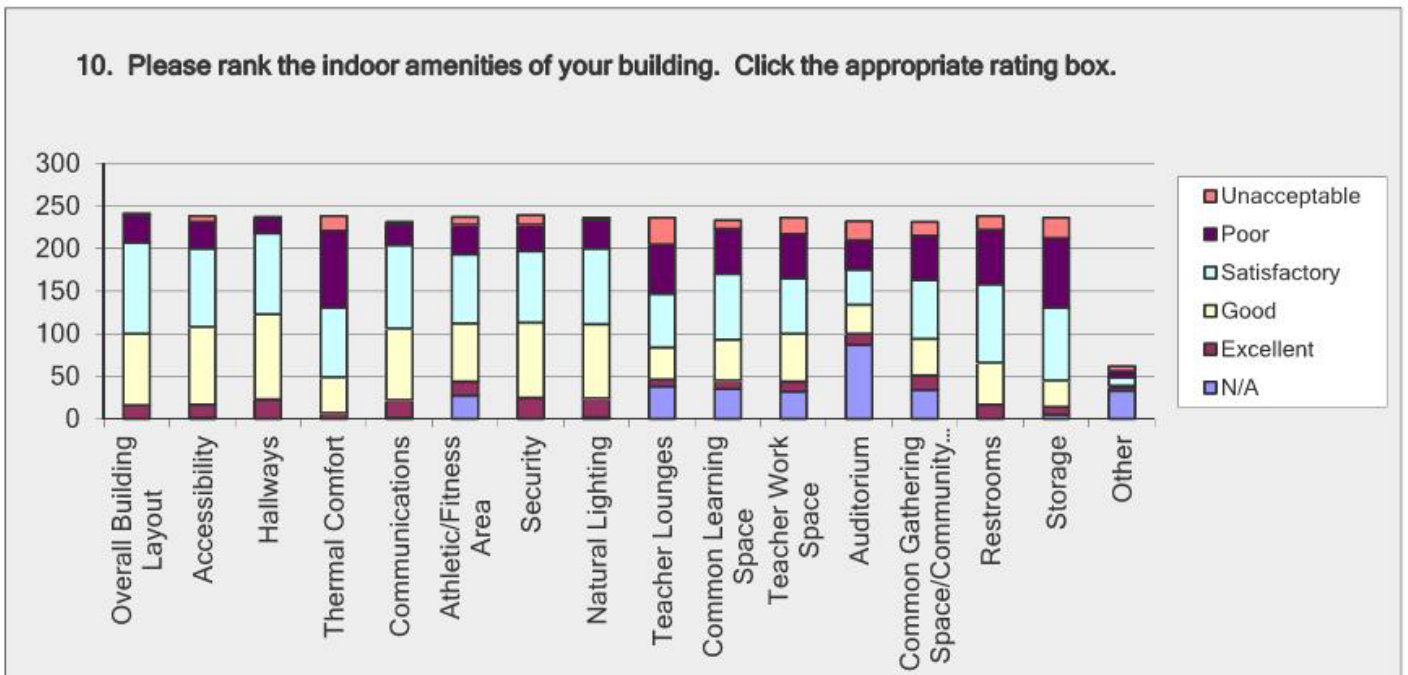
6. Please rank your primary space. Click the appropriate rating box.

Answer Options	Unacceptable	Poor	Satisfactory	Good	Excellent	N/A	Rating Average	Response Count
Acoustics	6	32	109	89	17	13	3.31	266
Technology	3	44	86	89	37	6	3.44	265
Accessibility	7	19	79	119	39	5	3.62	268
Artificial Lighting	4	32	107	92	29	4	3.42	268
Other	5	7	16	11	8	61	3.21	108
Size of Room	8	44	88	81	43	7	3.41	271
Storage	17	83	86	55	22	6	2.93	269
Instructional Amenities	3	14	98	87	25	29	3.52	256
Electrical Power	12	58	82	78	34	5	3.24	269
Natural Lighting	21	37	78	75	43	15	3.32	269
Thermal Comfort	26	86	88	48	16	5	2.78	269
Appearance	6	27	102	100	28	5	3.44	268
If you answered "Poor" or "Unacceptable" please explain why.								197
							<i>answered question</i>	272
							<i>skipped question</i>	0



10. Please rank the indoor amenities of your building. Click the appropriate rating box.

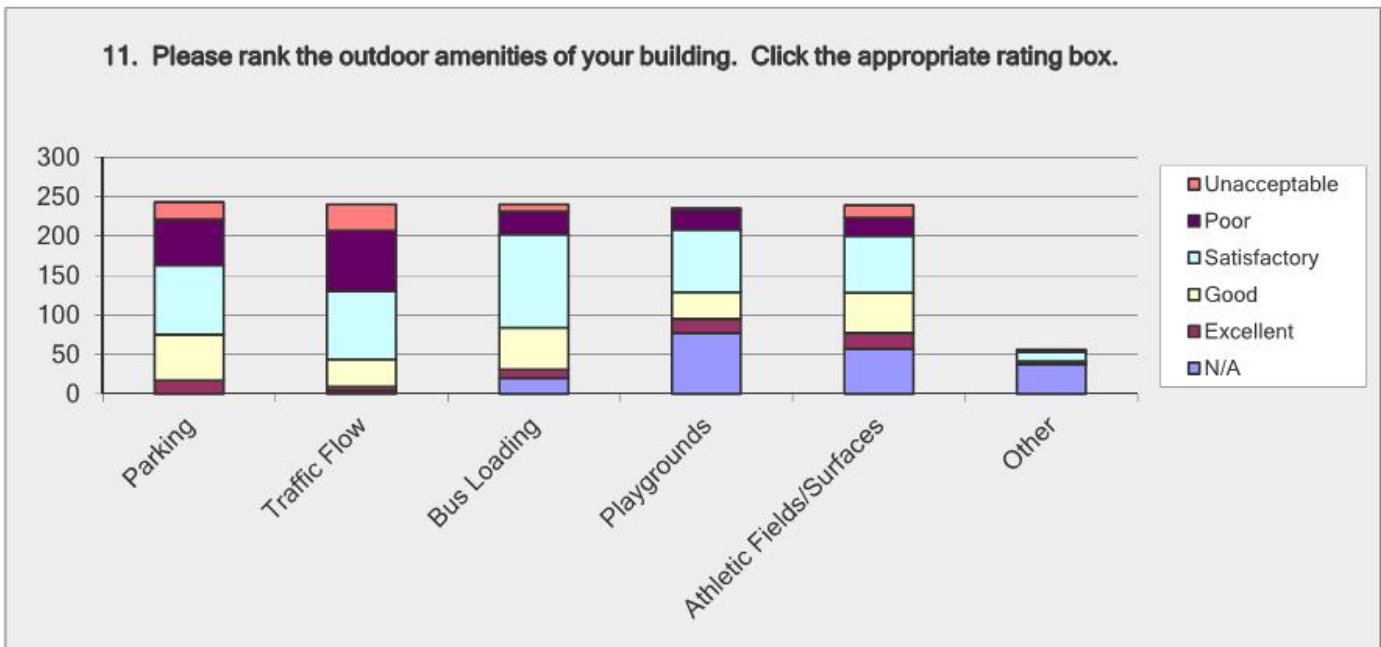
Answer Options	Unacceptable	Poor	Satisfactory	Good	Excellent	N/A	Response Count	
Overall Building Layout	2	32	107	84	16	0	241	
Accessibility	7	31	92	91	16	1	238	
Hallways	1	18	95	100	23	0	237	
Thermal Comfort	17	90	82	42	7	0	238	
Communications	2	25	98	84	21	1	231	
Athletic/Fitness Area	9	35	81	68	17	27	237	
Security	11	31	84	88	25	0	239	
Natural Lighting	3	33	89	87	22	2	236	
Teacher Lounges	31	58	63	38	8	38	236	
Common Learning Space	10	53	77	48	10	35	233	
Teacher Work Space	19	52	65	56	12	32	236	
Auditorium	22	35	41	34	13	87	232	
Common Gathering Space/Community Space	16	52	69	43	17	34	231	
Restrooms	16	64	92	49	17	0	238	
Storage	24	81	86	31	9	5	236	
Other	6	7	10	2	4	33	62	
If you answered "Poor" or "Unacceptable" please explain why.							186	
							<i>answered question</i>	244
							<i>skipped question</i>	28



11. Please rank the outdoor amenities of your building. Click the appropriate rating box.

Answer Options	Unacceptable	Poor	Satisfactory	Good	Excellent	N/A	Response Count	
Parking	22	58	88	58	17	0	243	
Traffic Flow	33	77	86	35	5	4	240	
Bus Loading	9	29	118	53	11	20	240	
Playgrounds	2	25	79	34	18	77	235	
Athletic Fields/Surfaces	16	23	72	51	20	57	239	
Other	2	1	12	3	1	37	56	
If you answered "Poor" or "Unacceptable" please explain why.							157	
							<i>answered question</i>	244
							<i>skipped question</i>	28

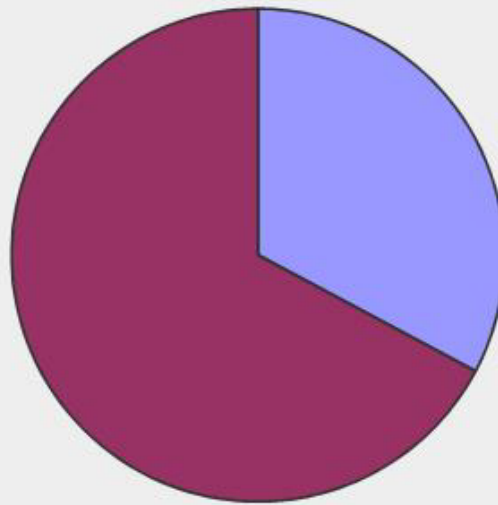
11. Please rank the outdoor amenities of your building. Click the appropriate rating box.



**12. Do you utilize other District facilities other than your primary building?
If yes, please explain.**

Answer Options	Response Percent	Response Count
Yes	32.8%	79
No	67.2%	162
If yes, please explain here.		78
<i>answered question</i>		241
<i>skipped question</i>		31

**12. Do you utilize other District facilities other than your primary building?
If yes, please explain.**



**13. Do you anticipate the need for any new programs or classes?
If yes, please explain.**

Answer Options	Response Percent	Response Count
Yes	31.6%	72
No	68.4%	156
If yes, please explain here.		76
<i>answered question</i>		228
<i>skipped question</i>		44

